

Non-suction front extension for SB benches all

📌 Sectors

📌 Applications **Fix**

📌 Issues **Fumes, Powders**

COD: PFNASBT00000000






Non-suction front extension, made of sturdy galvanized steel compatible with all SECUREAIR® suction benches.

Insight

Non-sucking front extension, made of sturdy galvanized steel, to be provided where the operator sits in front of the bench or to increase the work area and be able to support equipment or other components.



Photogallery



Related accessories



Pair of non-suction side bulkheads for SB benches

PLSB000000000000

Pair of non-suction side plates compatible with all SB benches.



Related Products



SBA suction bench for centralised systems

SBA000000000000

The **SBA suction bench** is the ideal solution for vacuuming up fumes and dust and **working safely** when welding, deburring, sanding or grinding metals. In fact, the practical and sturdy suction bench top ensures **widespread suction on the work surface** and frontally, protecting the operator's respiratory tract.



SBC suction bench with fan and self-cleaning filters

SBC000000000000

The **SBC extraction bench** is available in 4 different sizes ranging from 1 to 3 meters. Designed to extract fumes and dust during professional operations that produce emissions that are hazardous to operators and the working environment due to their high volatility. This version is suitable for intensive use thanks to its **compressed air cleaning cartridge filters**, which guarantee maximum filtration efficiency at the end of the cycle and a long service life.



SBV suction bench with integrated fan and filters

SBV000000000000

The **SBV extraction bench** is designed to protect the operator from fumes and volatile dust emitted by professional processes such as welding, deburring, sanding, or grinding metals in the metalworking industry, foundries, and all sectors where surface treatments are carried out with dry abrasives. It is also used for cleaning parts or blowing off dust from components.

The **extraction bench is ready for use**, with no need for external fans, filters, or electrical connections, as the on/off switch is already equipped with a three-phase plug.

The basic version of the bench, as shown in the price list below, comes complete with a worktop, suction front, magnetothermal on/off switch wired to the motor, and adjustable feet.



SBP suction bench for blow moulding dry parts

SBP000000000000

The **SBP vacuum bench** is to be used to vacuum dust generated during cleaning and blowing parts with compressed air to prevent it from being breathed in by operators and polluting the work environment, as it is very volatile.





SBF suction bench with integrated filters

SBF000000000000

The **SBF suction bench** is to be used to suck in fumes and dust during welding, deburring, sanding or grinding operations on metals and in all areas where surface treatments with dry abrasives are carried out.

